

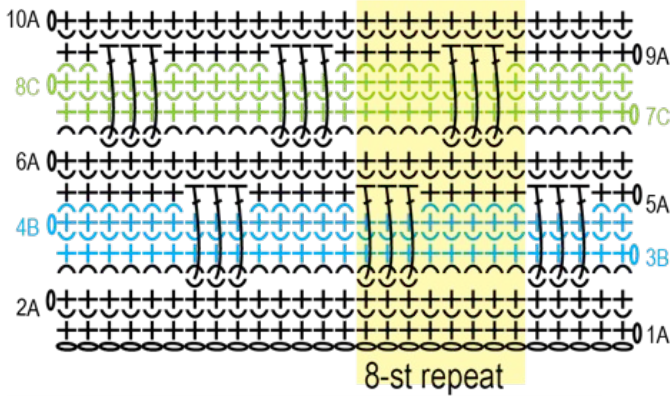


All rights reserved. Do not make photocopies of this handout without express written consent.

Belted Stripes

3 colors: A, B and C (A is MC)

Repeat Rows 3-10 for pattern



Belted Stripes (multiple of 8 + 3, plus 1 for turning chain)

Color A is the background color, B and C are the stripe colors. With A, chain the desired number of sts.

Row 1 (RS): Sc in 2nd ch from hook and in each ch across, turn.

Row 2: Ch 1, FLsc in each sc across, turn.

Row 3: With B, ch 1, BLsc in each st across, turn.

Row 4: Ch 1, FLsc in each st across, turn.

Row 5: With A, ch 1, BLsc in first 2 sc, *(FLdc in next st 2 rows below), BLsc in next 5 sts; rep from * across, BLsc in last st, turn.

Row 6: Ch 1, FLsc in each st across, turn.

Row 7: With C, ch 1, BLsc in each st across, turn.

Row 8: Ch 1, FLsc in each st across, turn.

Row 9: With A, ch 1, BLsc in first sc, *BLsc in next 5 sts, (FLdc in next st 2 rows below); rep from * across, BLsc in last 2 sc, turn.

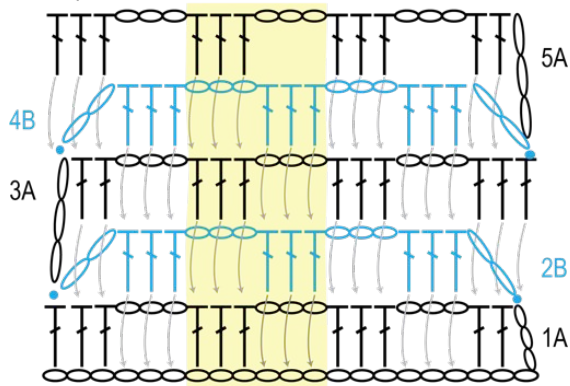
Row 10: Ch 1, FLsc in each st across, turn.

Rep Rows 3-10 for pattern.

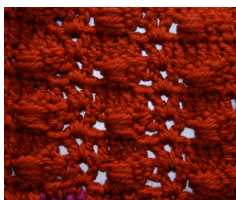


Interlocking Block Stitch

Repeat Rows 2-5

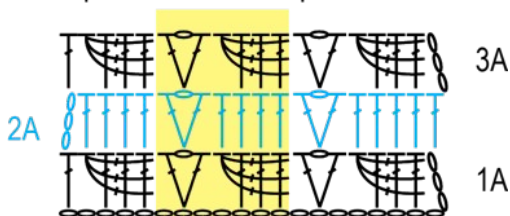


Try this one in three colors and see what happens!



Sideways Clusters

repeat Rows 1-2 for pattern



V-Stitch Variation

repeat Rows 3-8 for pattern

